

Technology **INTEGRATIONS** Planning Guide



This guide has been developed to help you evaluate your education technology integrations needs, understand the options available, and kickstart the process of integrating your programs. Use the questions below as a reference when planning your technology integrations.

Implementation

What online programs are you currently using in your school or district?



- Learning management system (LMS)
- Learning resources
- Assessment programs
- Student information systems (SIS)
- Productivity tools (Google Apps, Microsoft Office, etc.)

Do your current vendor partners comply with relevant technology, interoperability, and student data privacy standards?




- IMS Global
- Project Unicorn
- CoSN TLE
- Student Privacy Pledge
- Ed-Fi

Do you currently have integrations with other vendors?



- LTI, Common Cartridge, or Thin Common Cartridge
- SIS Single Sign-On (SSO) and/or Rostering (Clever, ClassLink, OneRoster)
- Native/Direct API
- SSH File Transfer Protocol (SFTP)

Technology integrations planning guide



Does your district have required vendors for any technology needs?

- State-approved digital curriculum lists
- Assessment partners
- Third-party SIS providers



What challenges have you faced regarding managing data when rolling out new programs?

- Privacy/security
- Server/bandwidth limitations
- Manual data reentry
- Connecting appropriate stakeholders



Are there laws or policies specific to your state or district beyond COPPA and FERPA regarding personally identifiable information (PII) that must be considered?

- Student information release opt-out requirements
- Student data transparency and notification of rights standards
- Parameters around sharing student information with 3rd party service providers




What are your goals for implementing technology integrations?

- Streamline classroom processes, including program sign-in
- Automate administrative tasks
- Protect student and staff PII
- Provide a consistent experience for students
- Ensure data integrity



What information do you want to be able to send and receive with your integration?

- Student/user details
- Rostering and class sections
- Course/assessment grades



What does your ideal work flow look like for teachers in the classroom?

- Seamless connectivity between systems
- User management and contact association
- Class creation and roster management

Technology integrations planning guide

What is your timeline for implementing integrations?




- Review current technology and integration needs
- Determine integration implementation plan
- Assemble stakeholder team
- Be mindful of district/school size, number of programs leveraged, and volume of data being processed to determine realistic timeline

What does your ideal student experience with edtech look like in the classroom?



- 1:1 Devices
- Single Sign-on
- Consistent look and feel across programs
- Trouble-shooting resources
- Pre-populated data within programs

How will you train staff on new integrations?



- Vendor-facilitated training
- In-house tech support team
- Ongoing training opportunities
- Teacher-leaders or project champions

What individuals from your organization are involved in the integration set-up process?



- Administrators
- Curriculum team
- Technology specialists
- Classroom teachers

What is your budget for implementing integrations?



- Onsite trainings
- Testing
- Ongoing support

Your Online Curriculum Partner

Edmentum is founded in innovation and committed to being a trusted partner to create successful student outcomes everywhere learning occurs. We can give you the resources and the expertise to leverage integrations that maximize the power of effective, interconnected learning solutions.

1. Analyze & Identify Integration Needs

Review current technology, discuss data needs, and determine goals

2. Determine Integration Timeline

Identify project team and clear steps for integration implementation

3. Set Up Integration

Complete all testing and training to ensure integration meets needs

www.edmentum.com/resources

We also provide a variety of resources on our website that can help you implement your solution.



Success Stories

Discover the success that schools and districts achieve in partnering with Edmentum.



Blog

Explore how technology is changing education.



Videos

Visit our video library, and view clips of industry thought leaders, customer testimonials, and product overviews.



White Papers and Efficacy

Dig through the data behind why our products work and how to use them more effectively.



Webinars

Hear how online education is redefining the 21st century classroom.



Workshops

Take advantage of these free customer resources to learn how to get started and better utilize our products to implement a world-class program.

Contact us today for more information.
www.edmentum.com - 800.447.5286



edmentum.com
800.447.5286
info@edmentum.com
AC165-45 041221

5600 W 83rd Street
Suite 300, 8200 Tower
Bloomington, MN 55437
© 2021 EDMENTUM, INC.