

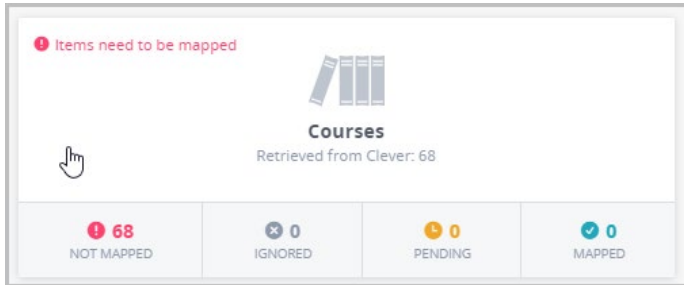


Edmentum SIS Integration: Clever

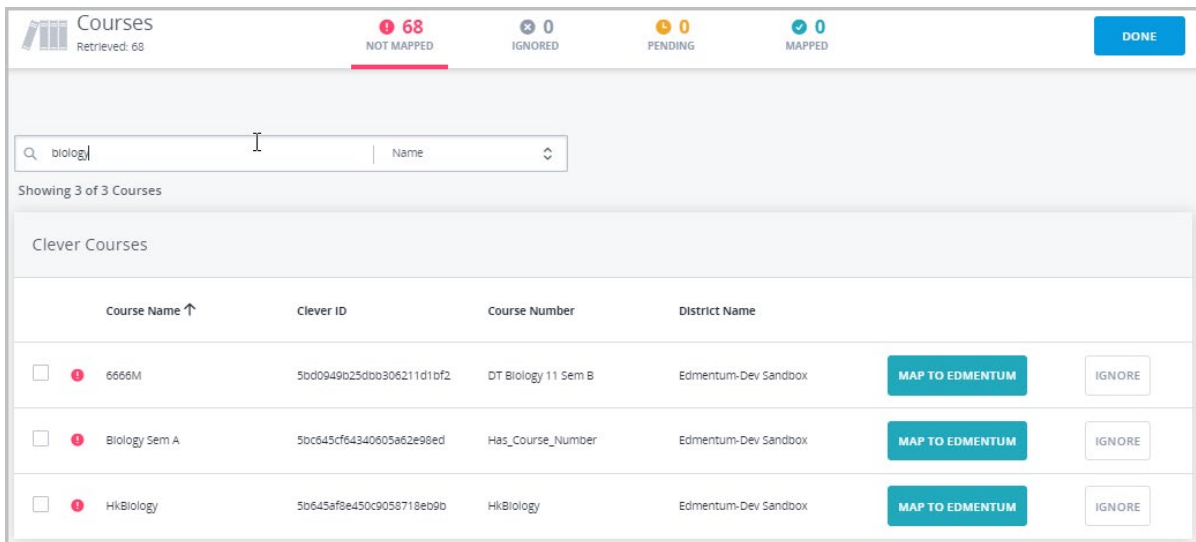
Map Courses

Mapping courses allows for the automatic creation of course sections within Courseware.

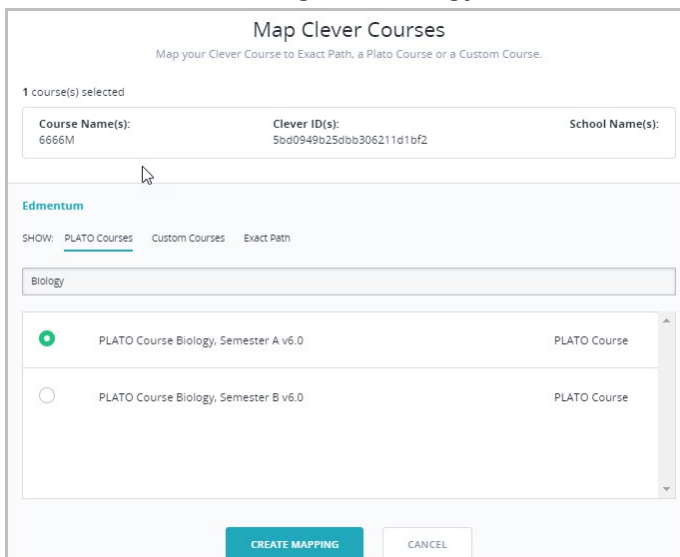
1. Click the **Courses** card.



2. Click **Map to Edmentum**. You will need to match the Clever courses to the proper Edmentum courses.



3. Select the PLATO Course or Custom Course, or select Exact Path. For PLATO and Custom Courses, it may help to search for a subject to locate the course easier. In the example below, we are looking for biology courses.





Edmentum SIS Integration: Clever

4. Click **Create Mapping**.
5. Repeat Steps 2-4 for the remaining courses.
6. When you have mapped all courses, click **Done**.

A dialog displays at the bottom of the page, indicating the number of items waiting to map to Edmentum. **Do not apply changes yet.** Proceed to the "Map Users" section.